



B3 | WB3



B3 is a standard architectural lighting fixture with wide beam angle and efficient for decorative illumination, backlighting and highlighting of unique area. It is good for installation into narrow coves and behind edges of a structure.


WB3 is a versatile lighting fixture with high output for warm white and cool white applications in hospitality and residential environments.

FEATURE

- Direct view with wide beam angle
- Low profile and light weight design
- Direct view design

Namba Hips
Jan. 2008. Osaka, Japan

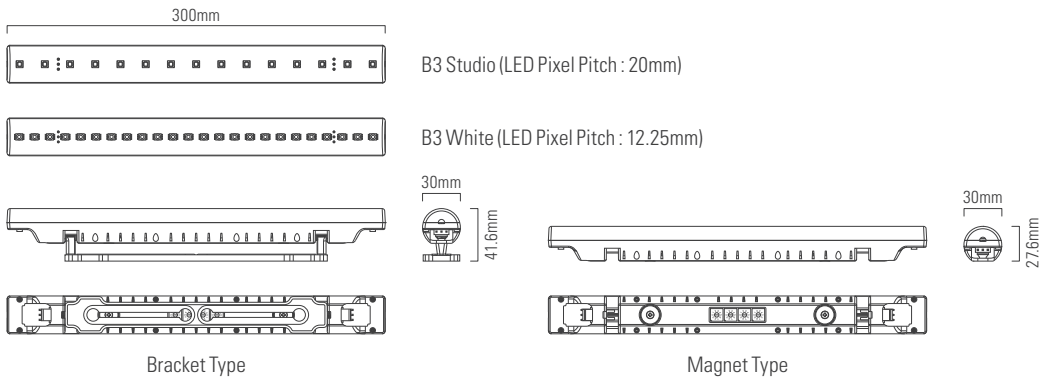
Tamaya Casino
Mar. 2006. Fukuoka, Japan



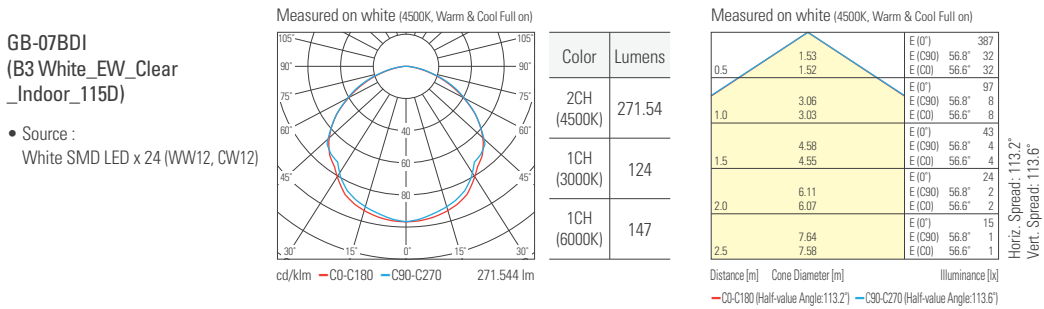
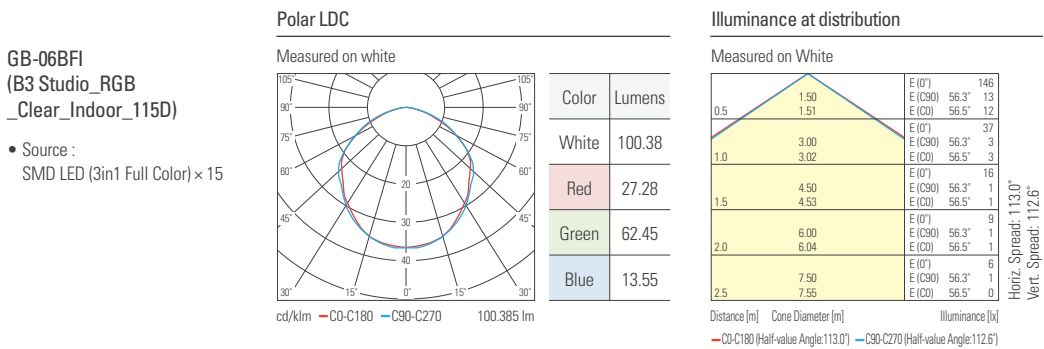
PRODUCT SPECIFICATIONS

Parameter	B3	WB3
Model Number	GB-06BFI	GB-07BFI
Color Temperature	-	Emotional White 3,000 ~ 6,000K
Material	Plastic Body & Clear PC Cover	Plastic Body & Clear PC Cover
Size (W × H × D)	300mm × 30mm × 41.6mm 300mm × 30mm × 27.6mm	Bracket Magnet
Weight	141g / 0.310 lbs 126g / 0.277 lbs	Bracket Magnet
Power Consumption	Max. 6.5W	Max. 7.5W
Lamp	3 in1 Full Color SMD LED × 15	White SMD (WW12, CW12)
Pixel Pitch	20mm	12.25mm
Brightness	98 lm	389.5 lm@CCT4282K
Color Rendering Index (Ra)	-	80 ~ 90
Beam Angle	115°	115°
Color Process	3 × 16 bit (Gamma Correction)	-
Control	DMX512	DMX512
Operating Voltage	24V DC	24V DC
Main Power Source	24V DC	24V DC from SMPS
Addressing	Manual Address Setting	Manual Address Setting
Protection	Indoor	Indoor
Operating Temperature	-20°C ~ 50°C / -4°F ~ 122°F	-20°C ~ 50°C / -4°F ~ 122°F
Storage Temperature	-30°C ~ 80°C / -22°F ~ 176°F	-30°C ~ 80°C / -22°F ~ 176°F
Main Input Cable	Max. 20m (AWG18 × 3C)	Max. 20m (AWG18 × 3C) from SMPS
Jumper Cable	Max. 120mm	Max. 120mm
Maximum Connection	Total 40 Fixtures, 20 Fixtures per Ports	Total 40 Fixtures, 20 Fixtures per Ports 320W Power

TECHNICAL DRAWING



PHOTOMETRICS



SYSTEM BLOCK DIAGRAM

